



30.04.2017 . 30.04.2018 .

2018 .

**ОТЧЕТЕН ДОКЛАД НА ДЕКАНСКОТО РЪКОВОДСТВО НА СТОПАНСКИ ФАКУЛТЕТ
ПРИ ТРАКИЙСКИ УНИВЕРСИТЕТ ЗА ПЕРИОДА ОТ 30.04.2017 Г. ДО 30.04.2018 Г.**

:

. -
. -
. -
. -

1.		5
2.		12
2.1.		17
2.2.		18
2.3.		25
2.4.		21
2.5.		26
2.6.		27
2.7.		31
2.8.		33
2.9.		33
3.		35
3.1.		35
3.2.		36
3.3.		38
3.4.		40
3.5.	,	42
3.6.		42
4.	,	47
4.1.		47
4.2.	-	49
4.2.1.	-	49
4.2.2.		50
4.2.3.		50
5.		52
5.1.		52
5.2.		52
5.3.		52

,

,

,

.

—

,

,

,

,

.

1.

:

— . —
.- — . -
.- — .
— . -

,

11

.

,

.

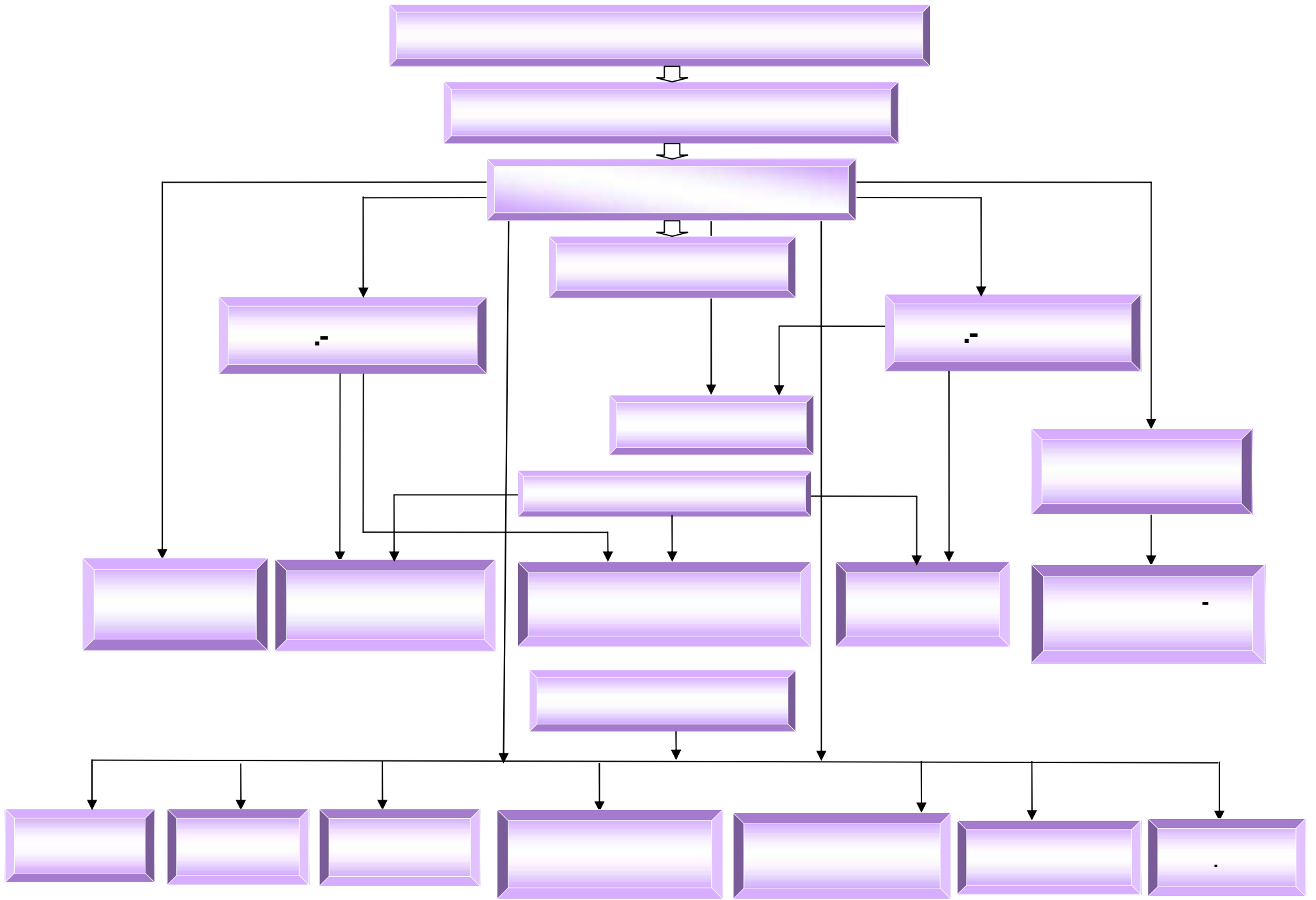
(7 /04.04.2017 .),
(8 /10.04.2018 .)

,

1

—

.



.1

-

’
—

1	2	3	4

1	,		
2	-, -	.	-
3	.-	-	

” ”

1	- -		
2	-0.5		
3			
4			
5			
6			
7			
8			
9	. , . / . .+ . /-0.5		

” ”

1	- -		
2		.	-
3			
4			
5			
6			
7		.	-
8			
9	-0.5		
10	. , . / . .+ . /	.	-

” ”

1	- -		
2			
3			
4			
5			
6	. , . , . .		

” ”

1	- -		
2			
3			
4			
5			
6			
7			

, 123

17

, 8

76

,
.
.
:
.

•
,
,
.

3.8. „“.

•
(),
,
.

• - “ V
” “ -

2019 .

•
.
•
.

2.

2.1. Кандидатстудентски прием

2017-2018

·
·

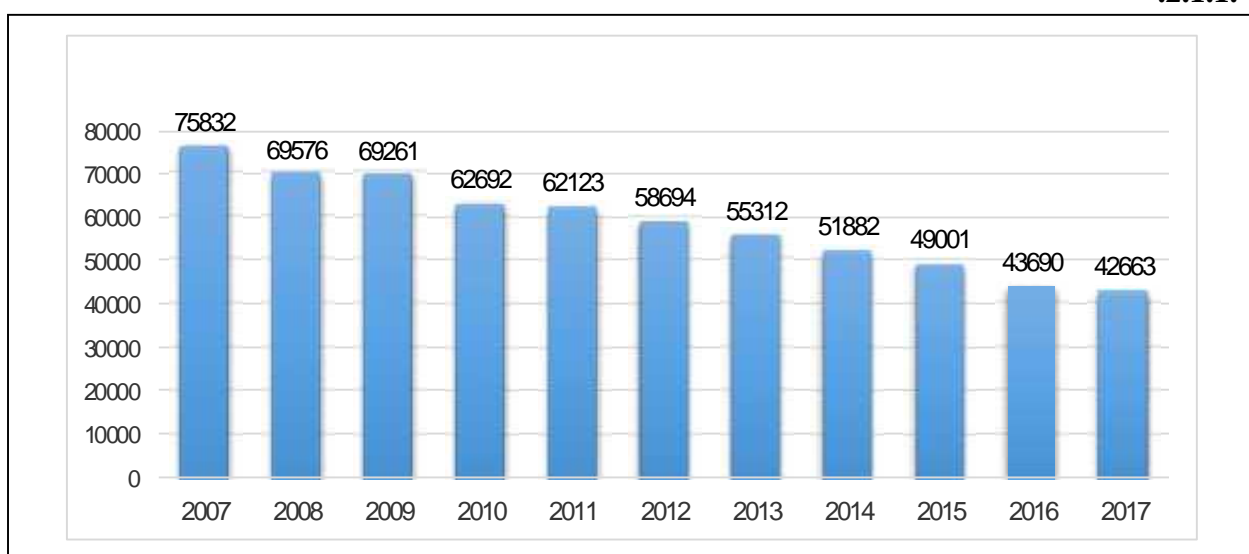
I. :

1)

2017 . 56,3%

2007 . (.2.1.1.)

.2.1.1.



2)

8%

. 2017/2018 .
2016/2017 .,
8.4% .

3)

55 977.

4)

38 555.

5)

7 079.

6)

10 343.

II.

:

1)

2017 .

33%

-

-

2012 .

(.2.1.2.)

2)

1289

3)

-

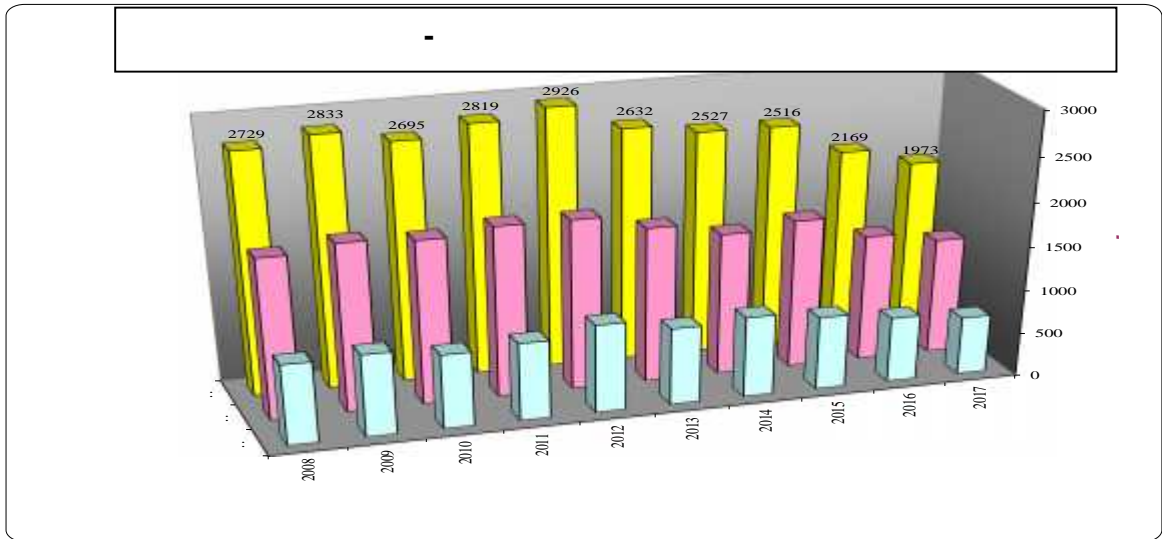
1973.

4)
1168 .

(11.09.2017 .)

5)
13.09.2017 . 121 .

.2.1.2.



III.

1) 54 , . . 36 – 18 – , - ” “

2) - 143, . (.2.1.1).

3) - - 650 ,

.2.1.1.

“ ” .2017/2018 .

” “	-	-		
-	28	34	6	2
-	68	44	11	5
-	70	38	32	5
-	106	55	74	2
-	40	32	7	4
-	87	48	13	2
	399*	251*	143	20

* : - ,

2.12.).

. 2.1.2.

	С оценка 2,00-2,99	С оценка 3,00-3,49	С оценка 3,50-4,49	С оценка 4,50-5,49	С оценка 5,50-5,99	С оценка 6,00	Не се явили	Участвали в изпита	Анулирани	Среден успех:
- 4.07.2017 .	7	12	130	42	-	-	18	191	-	4,12
- 29.06.2017 .	1	19	10	6	2	-	2	38	-	3,79
- 7.07.2017 .	2	1	8	4	5	1	5	21	-	4,39
- 29.06.2017 .	1	1	1	-	-	1	-	4	-	3,81

2.1.3.

. 2017/2018 .

. 2.1.3.

. 2017/2018 .

” “				
-	24,00	17,24	12,00	15,56
-	24,00	20,50	12,00	20,23
-	24,00	21,83	12,00	12,79
-	24,00	22,84	12,00	22,17
-	24,00	23,06	12,00	13,94
-	24,00	22,67	12,00	20,30

. 2017/2018 .

, 85,4%
7,3% (. 2.1.3.).

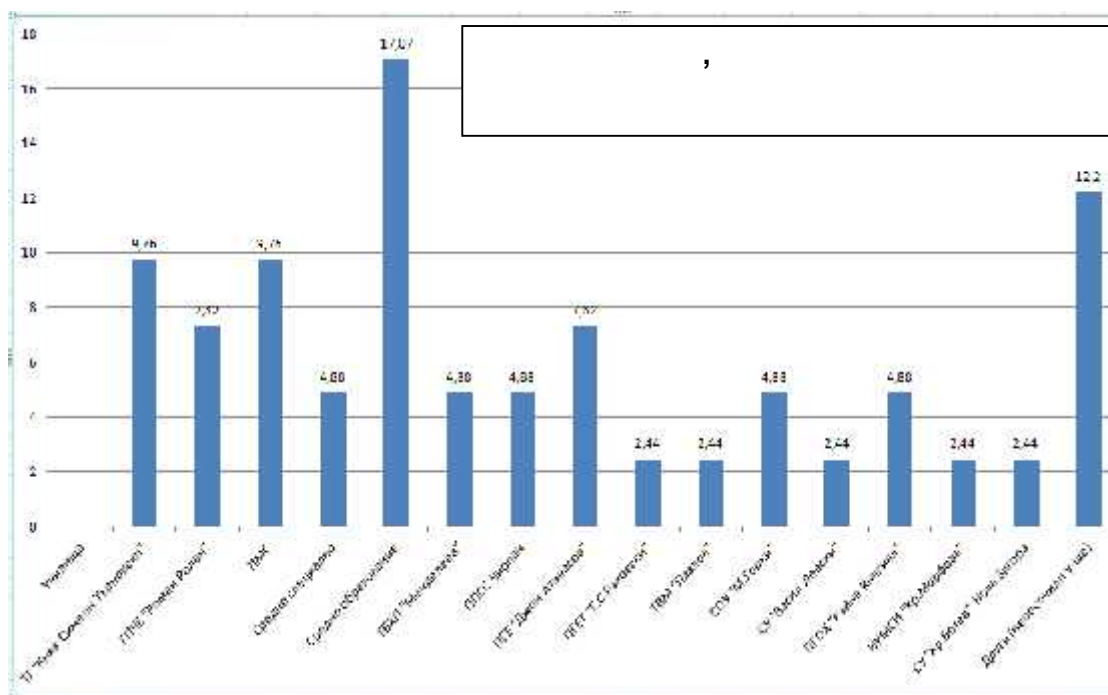
.2.1.3.



. 2.1.4.

. 2017/2018 .

.2.1.4.



– 46,3% . 41,7%

10%

„ (.2.1.5).

.2.1.5.



: - , ” “

.2.1.6.



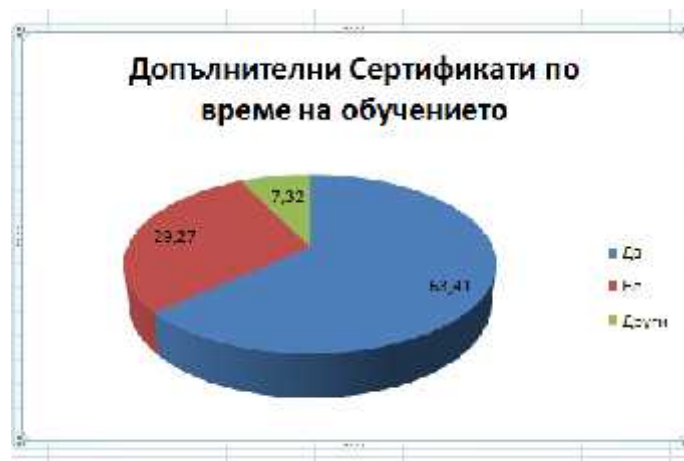
: - , ” “

, - (68,3%)
) (. ” “

(.2.1.6).

- 63,4%

.2.1.7.



: - , ” “

2.2. Специалности и брой студенти

2016/2017 . 2017/2018 .

“ ” “ ”. : “ ”,
: “ ”.
1. “ ”.
2. “ ”.
3. “ ”.
4. „ “.

2017/2018 .

“ ”.

2.2.1.

„ ” ” “ ” –

2017/2018 . 89 ” ”,
54 ” ”,

(2 33).

(. 2008/2009 .) ,

-

- (2.1.)

. 2017/2018 . 30

. 2.2.1.

, ,

- , ” “

8,

“ – 2; „

: “ – 5

”

“ – 1.

5

. 2.2.1.

	2016/2017		2017/2018				
	O		O				
	14	7	7		5		
16	7	8	1	6	4		
45	7	21	1	7	29		
75	21	36	2	18	33		
		3	10			13	
		3	3				
		3	2			1	
		3	4			4	
						12	
		12	19			30	
	75	33	19	36	2	18	63

. 2017/2018 .
 “ ” (. 2.2.2.) (26% .
 2016/2017), - (23%). ,
 ” “ - “
 ” (. 2.1.8.).

.2.1.8.



. 2017/2018 .

. 2016/2017 .,

.2.2.2.

	2016/2017		2017/2018	
	O		O	
” ”				
-	62	111	41	66
-	88	102	62	71
-	144	157	115	145
” ”	294	370	218	282
” ”				
-		13		13
-		6		
-		5		1
-				12
-		7		4
” ”		31		30
	294	401	218	312

“ ”, (4,86), (4,87), (4,82) - -

.2.2.3.

2017/2018 .

	2017/2018		
-	41	62	115
	(4,42)	(4,53)	(4,86)
-	66	71	145
	(4,58)	(4,82)	(4,87)

“ (.2.2.4.).

. 2.2.4.

	“ , ”	
	2016/2017	2017/2018
	(5,56)	(5,52)
	(5,79)	(5,83)
	(5,71)	(5,84)
	(5,71)	(5,75)
	(5,69)	(5,73)

2.2.5.

“ ” . 2017/2018 . 95, 59
 36 .
 :
 • 32% - (.);
 • 23% - ;
 • 22% - ;
 • 22% - ;
 • 4% - .

. 2.2.5.

“ ” ,
 . 2017/2018 .

-	4	2	2	4	6	4	22
-	1	1			1	1	4
-	4	6	2	7	4	7	30
-	7		9		4	1	21
-	2	1	8	1	5	1	18
	18	10	21	12	20	14	95

“ ” . 2017/2018 .
 “ ”
 “ ”

2.2.6.

. 2017/2018 . 18, 17

. 2.2.6.

“ ” . 2017/2018 .

-						1	1
-	2	7	4	3	1		17
	2	7	4	3	1	1	18

2.3. Учебни планове и учебни програми

Образователна и квалификационна степен „бакалавър”

5%

(. 2.3.1).

. 2.3.1.

“ ” . 2017/2018 . (2008/2009)

“ ”	2008/2009		2017/2018		2009/2010		2017/2018	
	0	- %	0	- %	0	- %	0	- %
	100	100	100	100	100	100	100	100
➤	81,2	76,6	84,5	77,9	79,7	76,8		
➤	7,3	11,5	7,0	10,8	8,2	11,1		
➤	7,3	5,9	4,5	5,4	8,0	6,0		
/	4,2	6,0	4,0	5,9	4,1	6,0		

. 2017/2018 .

” “ ” “ .2017/2018 .

. 2.3.2.

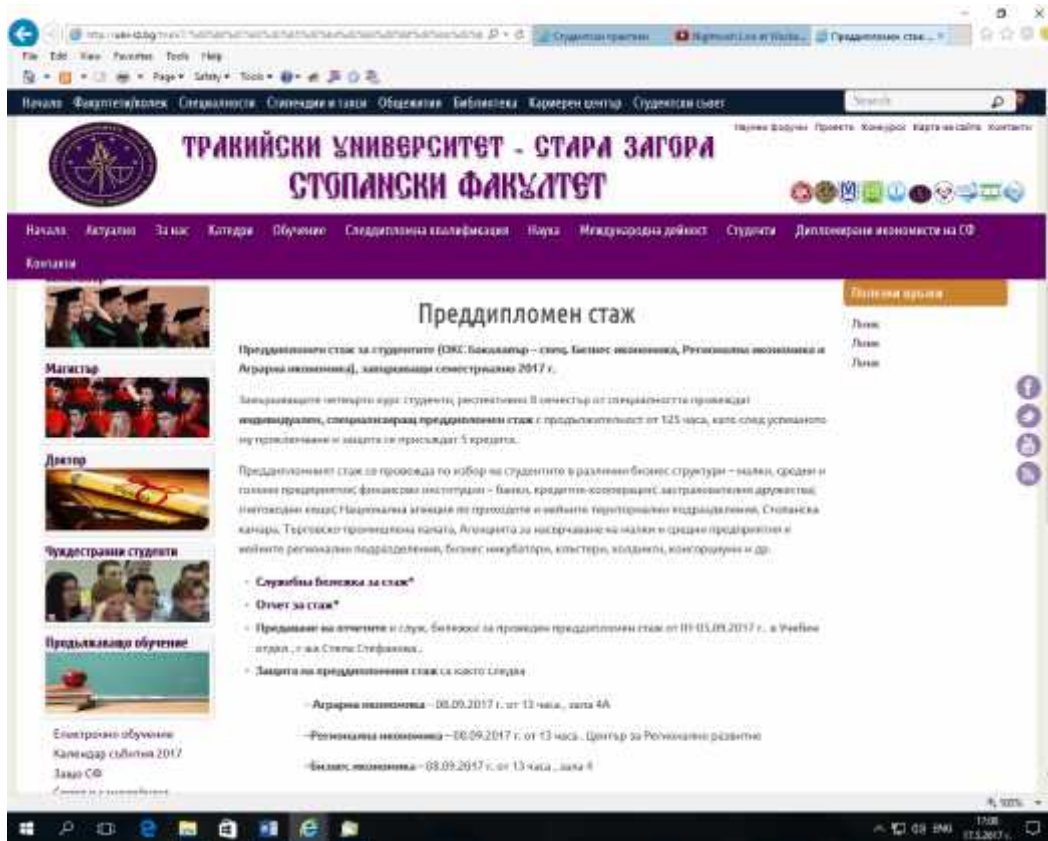
. 2.3.2.

” “ ” “ .2017/2018 .

						-
” “						
	71	1445	1475	2925	3100	0,98
	72	1490	1535	3025	3150	0,97
	70	1500	1540	3040	3160	0,97
” “						
	17	445	305	750	875	1,4
	16	435	300	735	790	1,4
	15	400	340	740	910	1,1
	14	415	365	780	870	1,1

8- 125 .

2.3.1.)



Образователна и квалификационна степен „магистър“

2016/2017 „ (1/13.06.2017),
 (9/14.06.2017)

(14/21.06.2017 .) “
 ”
 2017/2018 . -
 .
 (2/28.11.2017 .) “ ”
 ” “ ”
 (3/11.12.2017 .) (18/20.12.2017 .).
 - “ ”
 ” “ (3/ 11.04.2018 .). (7/ 12.04.2018 .)
 .) (22/ 09.05.2018 .)
 -
 . 2018/2019 .
 ,
 ,
 ,
 ,
 ,
 ” “

Използваемост на системата за електронно обучение в Стопански факултет

” “ ” “ ”
 , Moodle Mobile.
 ,
 4, 6 40
 ,
 ,
 .
 (, , () ,) ,
 (, , ())
).
 , IP ,
 ,
 ,

Classroom,
for Education,

Google
Google Apps

2.4.

“ ”
2016/2017 2017/2018
.17, .2, .2 .3, .1 .2
- “ - 70 ” - 30%
“ ”
97%
2016/2017 2017/2018
51 (47%) 26 12 (53%) 24 12 14
“ (53,8%) – .2.4.1. .2.4.2.
47
53
41

.2.4.1.

.2016/2017 2017/2018 .

	.	%	.	%	.	%	.	%	.	%	.	%	.	%				
	51	100	24	100	12	50,0	12	50,0	1	4,2	23	95,8	26	100	14	53,8	12	46,2

.2016/2017 2017/2018 .,

2.4.2.

.2.4.2.

		.
1.	:	47%
1.1		24%
1.2		24%
2.	:	53%
2.1	„ “	28%
2.2		24%

2016/2017 2017/2018 . .,

;

(

-).

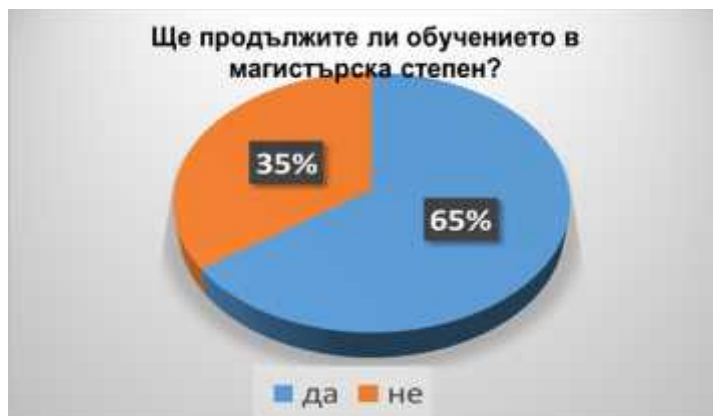
„ “ „ “ 3.8., „

2.5. Акредитации и акредитационни процедури

2017 .

2018 .

.2.6.4.



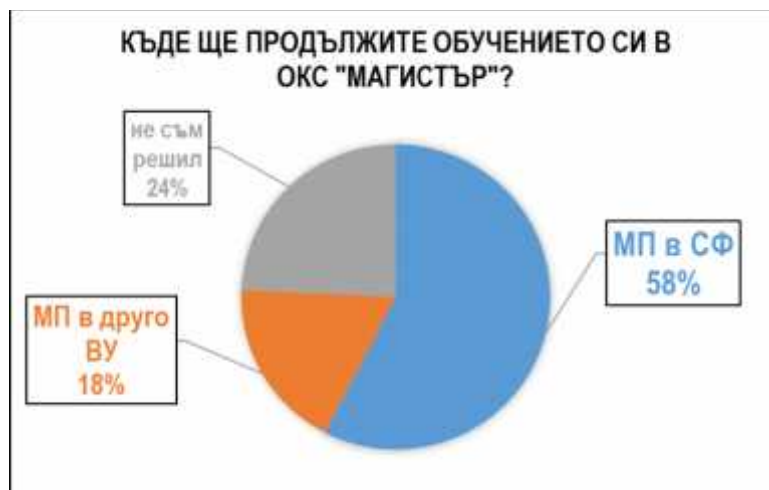
. 2.6.5.

58%

18%

24%

.2.6.5.



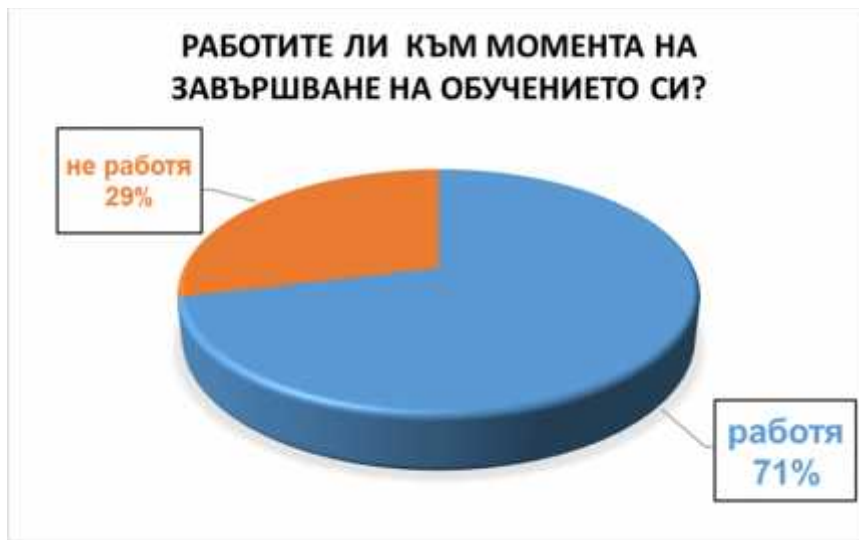
92%

8%

(.2.6.5.).

” “ ” “ , 71%
 (.2.6.7.).

.2.6.7.



: - .

2.7.

()
 :



- ;



()
 - 5 2017 .
 - 24 ,

2017 .;



” ”;



- 2017;



-2017“;



2018 .;



;



113
)
 ”

2020”,

24-26 2017 .

➤ : „ ” : “ ” Paving Youth’s Way

23 – 25 2018 . . ;

➤ ” “ 4 17.03.2018 .

➤ 2017 2018 .:

1) _____ :

- 1^o 100 . - 17-23 2017 .
- I ;

- 1^o 800 . - , - I ;
- 3^o 800 . - , - V ;

- 2^o 3000 . ” ”, . 03-04 2018 .
- II ;

2) _____ :

- 3^o - - 3 2017 .
- IV ;

- 2^o - - 13-14 2017 .
- IV ;

- 3^o - - , IV ;
- 27 -

02 2018 .

- 3^o - - , IV ;
- 3^o - - , I .
:

3) _____ :

- 4 - - - - - . - 03 2017 .
,IV .
:

1) :
- ;

2) :
- "E +";

3) :
- " . "

4) :
- - .
,

- ;
- , ,

2.8.

29 . 2030 .
610 .

2.9.

- ;
- " " ;

. , -
 , :
 - ;
 - , , ;
 - , , , ;
 , ;
 - ;
 - .
 .

2. ”, 22-23 IV 2017.
3. , “.
4. ”

3.2.

2017 . 30808
 3 (

3.2.1.) 2017 . 26300 .
 10927 . 2018 . 17823 .
 2500 . 2017 ., IV
 ”, 22-23 2017.

(2017):

3.2.1.

	.		:	.		
1.	1 /17		. -	8400	3837,54	4562,46
2.	2 /17		. -	9000	2732,02	6267,98
3.	3 /17		. -	8900	1927,25	6972,75
4.	5 /17	” “	. -	2500	2430,29	69,71
				28800	10927,1	17872,90

(2018):

3.2.2.

	.		:	/
1.	1 /18		. -	6990
2.	2 /18		. -	6130
3.	3 /18		. . -	5640
4.	4 /18	-	. -	4990
5.	5 /18		. -	5330
6.	6 /18		. -	4550
7.	7 /18		. -	4370
				38000

38000 .(3.2.2.). 2018 7 ,

„ 05/4

“Interreg Balkan-Mediterranean SMecoMP” SMecoMP 2017 -
 2019 ., Interreg Balkan-Mediterranean

10

” ” ” ”,

2017 8 2 1
 2018, 2017 .

2018 .

3.3.

3.3.1

70 . , **57** . **13** .
 (9 2016 ., 4) .

- IF 2017 ” “ .
 – 86 , 70 , 16 .
 5 :
 1. , . ” “
 ” : “ –
 ” “, . 93-114
 , 2017, ISBN 978-954-616-270-0, ISSN 1314-8893
 2. , ” . - , . , . , . , . , . , 2017,
 , . , . (, .), 158 .,
 ” - , , ISBN 978-619-7095-21-0
 3. . : « »,
 2017 ”
 : – :
 10 . “, , , 2017, ISBN 978-954-616-270-0, ISSN 1314-
 8893
 4. ” ” “ – , 2017 ., ISBN 978-954-305-456-5

5. Kiryakova, G., N. Angelova, L. Yordanova, QR Codes in the Business World, LAP LAMBERT Academic Publishing, 2017, 978-3-330-04704-4.

- 1 ” “
 3.7 ” “, ” “ –
 ” ()“ –
 ” “,
 ” “ 3.8 ” “,
 ” ()“ 15.06.2018 . “
 ” “
 3.8 ” “,
 ” ” “
 ()“ - 09.07.2018 .

1. , American mathematical society.
 2. . - ,
 .
 3. . - , European Social Change and Social Marketing Association (work groups: Euro Conference; Business model, inc: potential funding and grant application; Marketing), International Association of Project Management, USA.
 4. . - , COST Targeted Network TN1302.
 5. . - , International Farm Comparison Network.
 6. . - , EMES International Research Network.

7. „
 LSEE (London School of Economics Research on South Eastern Europe),

3.3.1

, 01.01.2017- 31.12.2017 .

1.		70
2.	(Web of Scienc) , . 1, (SCOPUS)	13
		4
		9
3.		95
	Web of Scienc SCOPUS	26
	/	69
4.		86
		70
		16
5.		5
6.		3
7.		1
		0
		1

3.4.

„ ”, 22-23 2017.

- ;
 - ;
 - - ;
 - .
- 123 — , , , . 76 . :
 1. — “.
 2. , ,

3.

”

”

,

,

.

4.

”

”

:

■

,

;

■

,

;

■

,

;

■

”

-

”

,

;

■

;

■

-

,

,

-

.

:

1.

2

-

,

-

,

.

2.

“

,

”

:

(

.

)

,

,

,

-

.

3.

.

4.

.

,

-

.

,

3.5.

,
11 9

.
-12 .
) 2017 . 4 (3 1
3.8. “ ”,
(.)
(). 1 .

- ✓ ; 2019
- ✓ ;
- ✓ , 2019;
- ✓ ;
- 2020 . ().
2018.
- ✓ ;
- ✓ ;
- ✓ ;
- ✓ , , ,
- ✓ ; , ,
- ✓ ; , ,

3.6.

,
” +“ ,
, ,
2014-2021, , ” +“

– Democritus University of Thrace, Komotini, Hellenic Republic, (3.6.1.)

3.6.1.

2017 – 2018 .

-	-		-	
Czech University of Life Science – Prague, Czech Republic	-	3	-	-
Universidad Miguel Hernandez de Elche, Spain	2	-	-	-
Democritus University of Thrace, Greece	-	2	-	2
Malopolska School of Economics in Tarnow, Poland	2	-	-	-
“St. Kliment Ohridski” University, Bitola, Macedonia	1	-	-	-
Instituto de Politecnico Santarem, Portugal	-	1	-	-
	5	6	-	2

Adana, Turkey.

2018

Cukurova University,

3.6.2.

2014 – 2021

1	Inter-institutional agreement 2014-2021 between Faculty of Economics, Trakia University, Stara Zagora, Republic of Bulgaria – Universidad de Leon, Faculty of Economics and Business Administration, Leon, Kingdom of Spain	2014-2021	
2	Inter-institutional agreement 2014-2021 between Faculty of Economics, Trakia University, Stara Zagora, Republic of Bulgaria - Czech University of Life Sciences Prague Faculty of Economics and Management, Prague, Czech Republic	2014-2021	
3	Inter-institutional agreement 2014-2021 between Faculty of Economics, Trakia University, Stara Zagora, Republic of Bulgaria – Hochschule Weihenstephan – Triesdorf University of applied sciences, Freising, Federal Republic of Germany	2014-2021	
4	Inter-institutional agreement 2014-2021 between Faculty of Economics, Trakia University, Stara Zagora, Republic of Bulgaria – Namik Kemal University, Faculty of Economics and Business Administrative Sciences, Tekirdag, Republic of Turkey	2014-2021	
5	Inter-institutional agreement 2014-2021 between Uluda Üniversitesi, Faculty of Economics and Business Administrative Sciences, Bursa, Republic of Turkey - Faculty of Economics, Trakia University, Stara Zagora, Republic of Bulgaria	2014-2021	
6	Inter-institutional agreement 2014-2021 between Instituto	2014-2021	

	Politecnico de Portalegre, School of Technology and Business Studies, Portalegre, Portuguese Republic - Faculty of Economics, Trakia University, Stara Zagora, Republic of Bulgaria		
7	Inter-institutional agreement 2014-2021 between Faculty of Economics, Trakia University, Stara Zagora, Republic of Bulgaria - Instituto Politecnico de Santarem, Santarem, Portuguese Republic	2014-2021	
8	Inter-institutional agreement 2014-2021 between Faculty of Economics, Trakia University, Stara Zagora, Republic of Bulgaria – Technische Universitat, Muenchen, Federal Republic of Germany	2014-2021	
9	Inter-institutional agreement 2014-2021 between Faculty of Economics, Trakia University, Stara Zagora, Republic of Bulgaria – Democritus University of Thrace, Komotini, Hellenic Republic	2014-2021	
10	Inter-institutional agreement 2014-2021 between Suleyman Demirel University, Isparta, Republic of Turkey - Faculty of Economics, Trakia University, Stara Zagora, Republic of Bulgaria	2014-2021	
11	Inter-institutional agreement 2014-2021 between Faculty of Economics, Trakia University, Stara Zagora, Republic of Bulgaria – Mehmed Akif Ersoy University, Faculty of Economics and Business Administrative Sciences, Burdur, Republic of Turkey	2014-2021	
12	Inter-institutional agreement 2015-2021 between Faculty of Economics, Trakia University, Stara Zagora, Republic of Bulgaria- Niccolo Cusano University, Rome, Italy	2015-2021	
13	Inter-institutional agreement 2015-2021 between Faculty of Economics, Trakia University, Stara Zagora, Republic of Bulgaria – Vladimir State University Russia	2015-2021	
14	Inter-institutional agreement 2015-2021 between Faculty of Economics, Trakia University, Stara Zagora, Republic of Bulgaria - State University “Uzhhorod National University”, Ukraine	2015-2021	
15	Inter-institutional agreement 2015-2021 between Faculty of Economics, Trakia University, Stara Zagora, Republic of Bulgaria – Universitatea Petrol-Gaze din Ploiesti, Romania	2015-2021	
16	Inter-institutional agreement 2015-2021 between Faculty of Economics, Trakia University, Stara Zagora, Republic of Bulgaria – P.G. Demirov Yaroslavl, State University, Yaroslavl, Russia	2015-2021	
17	Inter-institutional agreement 2015-2021 between Faculty of Economics, Trakia University, Stara Zagora, Republic of Bulgaria – Istanbul Esenyurt Universitesi, Istanbul, Turkey	2015-2021	
18	Inter-institutional agreement 2015-2021 between Faculty of Economics, Trakia University, Stara Zagora, Republic of Bulgaria – Poznan University of Life Sciences, Poland	2015-2021	
19	Inter-institutional agreement 2015-2017 between Faculty of Economics, Trakia University, Stara Zagora, Republic of Bulgaria – Malopolska School of Economics in Tarnow, Poland	2015-2021	
20	Inter-institutional agreement 2015-2021 between Kirklareli University, Faculty of Economics and Administrative	2015-2021	

	Sciences, Turkey – Faculty of Economics, Trakia University, Stara Zagora, Republic of Bulgaria		
21	Bilateral agreement 2016-2021 between Faculty of Economics, Trakia University, Stara Zagora, Republic of Bulgaria - University di Messina, Italian Republic	2016-2021	
22	Bilateral agreement 2016-2021 between Faculty of Economics, Trakia University, Stara Zagora, Republic of Bulgaria - Berdyansky State Pedagogical University, Berdyansk, Ukraine	2016-2021	
23	Bilateral agreement 2016-2021 between Faculty of Economics, Trakia University – Korkyt Ata Kyzylorda State University, Kyzylorda, Kazakhstan	2016-2021	
24	Bilateral agreement 2016-2021 between Faculty of Economics, Trakia University, Stara Zagora, Republic of Bulgaria - University di Messina, Italian Republic	2016-2021	
25	Inter-institutional agreement 2017-2021 between Faculty of Economics, Trakia University, Stara Zagora, Republic of Bulgaria – Universidad de Elche, Faculty of Economics and Business Administration, Elche, Universidad miguel hernandez de Elche, Kingdom of Spain	2017-2021	
26	Inter-institutional agreement 2017-2021 between Faculty of Economics, Trakia University, Stara Zagora, Republic of Bulgaria – „St. Kliment Ohridski” University, Bitola	2017-2021	
27	Inter-institutional agreement 2017/18 – 2020/21 between Faculty of Economics, Trakia University - Cukurova University, Adana, Turkey	2018 – 2021	

✓

2018/2019.

✓

4.2. -

4.2.1. -

, 17 - 8 . 11
 1 7.1 2 215.8.
 100 - ,
 .(4.2.1)

4.2.1

	2018 .		
			2
	11	1282	2079
	17	841	1383
	8	198	486
	1	20	30
	67	83	1355
	10	11	400

6 ,
 .(4.2.2)

4.2.2

		2
	16	36
	25	25
	21	58
	24	50
	20	50
	20	100
	126	319

525,

4.2.2.

246 . , 10 . (2018 .)
.(4.2.3) 21 .

4.2.3.

	30.04.2018 .
	108
	31
	81
	16
	236

” “

4.2.3.

24

“Windows”, SPSS, “Statistica”

NOD32.
EPON,

(Intranet)
(
200 Mbps.

7

5.

5.1.

2017 979 197 .
10/25.01.2017 .

5.2.

327 616 . -100 % 2017 . 327 616 .

:

- 1. 320 062 .
- 2. 1 180 .
- 3. 360 .
- 4. 144 .
- 5. 4 800 .
- 6. 800 .
- 7. 270 .

5.3.

2017 . 989 891 . 992 241 .
800 . 37 798 . 37
(18 331 .) 4 916 .
(11 715 .). 178 619 .
99 % .
(50%), - 19 407 .
8 629 .
6 142 .
2017 . - 65 883 . 22 498

01.01.2017 31.12.2017

()

:

1723

()

()

()

		I.		
			2017	2017
	-			
		0 1 :		
24-00			327 616	327 616
	24-04	,	327 616	327 616
37-00			-100	-42
	37-02		-100	-42
		(-)		
45-00		,	2 000	2 000
	45-01	,	2 000	2 000
	99-99	I.	329 516	329 574

		II.		
		-	2017	2017
	9999			
01-00		,	992 241	989 891
	01-01	,	992 241	989 891
02-00			37 800	37 798

	02-02		4 916	4 916
	02-05	,	18 331	18 331
	02-08	,	11 715	11 715
	02-09		2 838	2 836
05-00			179 839	178 619
	05-51 ()		112 919	111 937
	05-60		47 057	46 923
	05-80		19 863	19 759
10-00			92 191	38 817
	10-14		4 000	0
	10-15		25 580	8 629
	10-16	,	222	222
	10-20	— — — — — — — — —	43 005	19 407
	10-30		320	320
	10-51		10 725	3 252
	10-52		494	494
	10-62		1 158	1 158
	10-69		920	61
	10-98	,	5 767	5 274
52-00			6 142	6 142
	52-01		6 142	6 142
	99-99	II.	1 308 713	1 251 693

	98			
	9801		73	61
	9811	. . :	73	61
	9802		73	61
	9821	. . :	73	61

	9803		13 592	16 228
	9831	. . :	13 592	16 228
	9813	,	466	443

61-00	(,)		1 036 882	471 164
	()			
61-09		(+/-) -	979 197	329 728
66-02				860 965
69-00) (390 882
69-01	.			83 613
69-05				194 178
69-06				77 808
69-07				35 283
99-99	IV.		979 197	922 119

